

# Navegar Diversified Fixed Income Portfolio

## Portfolio performance - September 2024

	1 mth (%)	3 mth (%)	6 mth (%)	1 yr (% pa)	2 yr (% pa)	S.I. (% pa)
Portfolio Total Return	0.79	3.02	3.10	8.06	-	5.76
Benchmark*	0.69	3.50	2.98	8.11	-	4.59
Excess Return	0.10	-0.48	0.12	-0.05	-	1.17

Past performance is not a reliable indicator of future performance. Performance is calculated before taxes and other fees such as model management and platform fees and are net of underlying investment management fees. For full details of fees, please refer to the relevant platform provider. Performance is notional in nature and the actual performance of individual portfolios may differ to the performance of the Managed Portfolios. Inception date March 2018. \*50% Bloomberg AusBond Composite 0+ Year Index AUD / 50% Bloomberg Global Aggregate TR Index (AUD Hedged).

## Market review

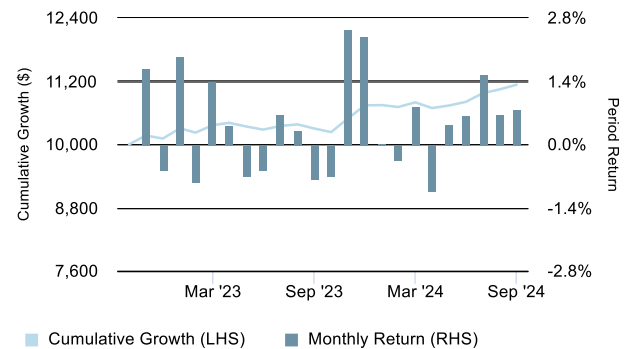
The September quarter saw strong performance in Australian equities, with the S&P/ASX 300 Accumulation Index rising +7.8%, reflecting a +21.7% increase year-on-year. This was driven by China’s stimulus measures and the US Federal Reserve’s 50 basis point rate cut. Australia’s unemployment rate remained steady at 4.2%, while inflation fell to 2.7% due to government rebates. The Information Technology sector thrived with an 15.3% gain, while energy stocks dropped 6.4% due to declining oil prices. Overall, Australian markets outperformed many global peers.

Globally, equities maintained an upward trend, fuelled by coordinated policy responses. Emerging markets significantly outperformed developed ones, with the MSCI Emerging Markets Index showing strength. Major developed markets, except Japan, reported positive returns, supported by the Fed’s rate cut and China’s stimulus. The MSCI World ex Australia Index rose 2.3%. Overall, the decline in global bond yields boosted investor sentiment in equities.


The property sector experienced positive momentum, benefiting from global interest rate cuts. The S&P/ASX 300 A-REIT Accumulation Index returned +14.3% in the September quarter, outperforming equities. Global REITs (as represented by the FTSE EPRA/NAREIT Developed NR Index (AUD Hedged)) returned +13.5% while the FTSE Global Core Infrastructure 50/50 Index (AUD Hedged) reported a +11.8% return.

Fixed-income markets displayed strong performance, as the market rallied in anticipation of a shift in the interest rate cycle at some stage in 2025 to rate cuts. This saw Australian bonds return +3.0% for the quarter and +7.1% over the year. The Bloomberg Global Aggregate TR Index (AUD Hedged) returned +4.0%. Anticipation of a broader global rate easing cycle is driving a shift towards fixed-income strategies. Overall, fixed-income markets anticipate a further easing in inflationary pressures and eagerly await a broader global rate cycle with the notable exception of Japan and the RBA Governor dampening local expectations until next year.

## Cumulative performance



## Performance contribution (3 Months)



Performance contribution measures the absolute contribution of each constituent asset class to the total performance of the portfolio.

## Portfolio Commentary

The Navegar Diversified Fixed Income Portfolio posted positive returns over the quarter but underperformed the composite benchmark by 48bps. All funds contributed positively to absolute performance over the quarter.

No changes were made to the portfolio over the quarter.

**We strongly recommend that potential investors read the product disclosure statement or investment statement.**

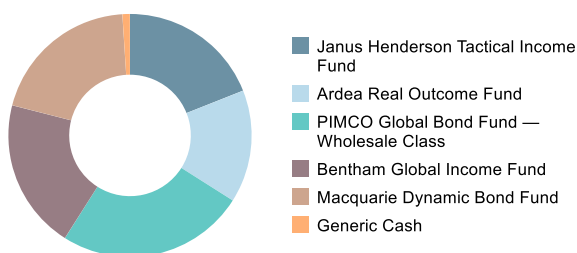
Lonsec Investment Solutions Pty Ltd • ACN 608 837 583 • A Corporate Authorised Representative (CAR 1236821) of Lonsec Research Pty Ltd • ABN 11 151 658 561 • AFSL 421 445 • This information must be read in conjunction with the Warning, Disclaimer, and disclosure at the end of this document. This report supersedes all prior reports.



## Portfolio structure

Asset class/Fund	Fund	%
<b>Fixed Interest</b>		<b>100</b>
	Janus Henderson Tactical Income Fund	
	Ardea Real Outcome Fund	
	PIMCO Global Bond Fund — Wholesale Class	
	Bentham Global Income Fund	
	Macquarie Dynamic Bond Fund	
<b>Cash</b>		<b>100</b>
	Generic Cash	

## Asset allocation breakdown



## Investment strategy/objective

### Portfolio objective

The Portfolio objective is to deliver outperformance of the stated benchmark over rolling three-year periods.

**Benchmark:** 50% Bloomberg AusBond Composite 0+ Year Index AUD / 50% Bloomberg Global Aggregate TR Index (AUD Hedged)

### Investment Philosophy

Navegar seeks to deliver outperformance of the benchmark over rolling three-year periods by:

- Robust investment profiles tailored to meet client objectives
- A diversified approach to portfolio construction, with a strong focus on risk
- Skilled active management at a reasonable cost to add value over and above the index to varying degrees in asset sectors
- Blending strategies with low correlations and non-directional strategies to achieve true diversification.

**IMPORTANT NOTICE:** This document is published by Lonsec Investment Solutions Pty Ltd ACN 608 837 583, a Corporate Authorised Representative (CAR 1236821) (LIS) of Lonsec Research Pty Ltd ABN 11 151 658 561 AFSL 421 445 (Lonsec Research). LIS creates the model portfolios it distributes using the investment research provided by Lonsec Research but LIS has not had any involvement in the investment research process for Lonsec Research. LIS and Lonsec Research are owned by Lonsec Fiscal Pty Ltd ACN: 151 235 406. Please read the following before making any investment decision about any financial product mentioned in this document.

**Disclosure at the date of publication:** Lonsec Research receives a fee from the relevant fund manager or product issuer(s) for researching financial products (using objective criteria) which may be referred to in this document. Lonsec Research may also receive a fee from the fund manager or product issuer(s) for subscribing to research content and other Lonsec Research services. LIS receives a fee for providing the model portfolios to financial services organisations and professionals. LIS' and Lonsec Research's fees are not linked to the financial product rating(s) outcome or the inclusion of the financial product(s) in model portfolios. LIS and Lonsec Research and their representatives and/or their associates may hold any financial product(s) referred to in this document, but details of these holdings are not known to the Lonsec Research analyst(s).

**Warnings:** Past performance is not a reliable indicator of future performance. Any express or implied rating or advice presented in this document is limited to general advice and based solely on consideration of the investment merits of the financial product(s) alone, without taking into account the investment objectives, financial situation and particular needs ("financial circumstances") of any particular person. Before making an investment decision based on the rating or advice, the reader must consider whether it is personally appropriate in light of his or her financial circumstances or should seek independent financial advice on its appropriateness. If the financial advice relates to the acquisition or possible acquisition of a particular financial product, the reader should obtain and consider the Investment Statement or the Product Disclosure Statement for each financial product before making any decision about whether to acquire the financial product.

**Disclaimer:** LIS provides this document for the exclusive use of its clients. It is not intended for use by a retail client or a member of the public and should not be used or relied upon by any other person. No representation, warranty or undertaking is given or made in relation to the accuracy or completeness of the information presented in this document, which is drawn from public information not verified by LIS. The information contained in this document is current as at the date of publication. Financial conclusions, ratings and advice are reasonably held at the time of publication but subject to change without notice. LIS assumes no obligation to update this document following publication. Except for any liability which cannot be excluded, LIS and Lonsec Research, their directors, officers, employees and agents disclaim all liability for any error or inaccuracy in, misstatement or omission from, this document or any loss or damage suffered by the reader or any other person as a consequence of relying upon it.

Copyright © 2024 Lonsec Investment Solutions Pty Ltd ACN: 608 837 583 (LIS). This report may also contain third party supplied material that is subject to copyright. The same restrictions that apply to LIS copyrighted material, apply to such third party content.